

EXPLODED VIEW:

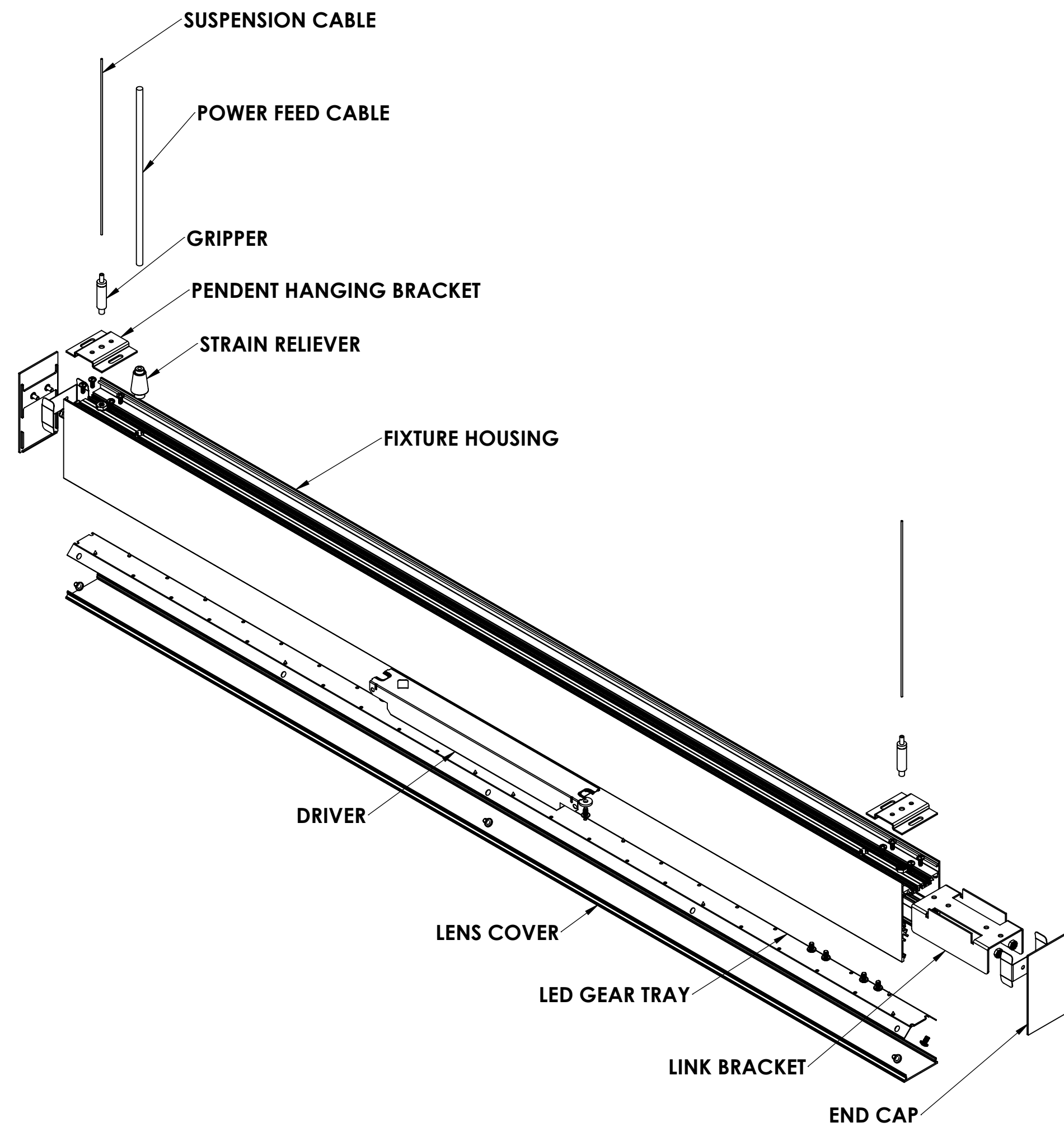
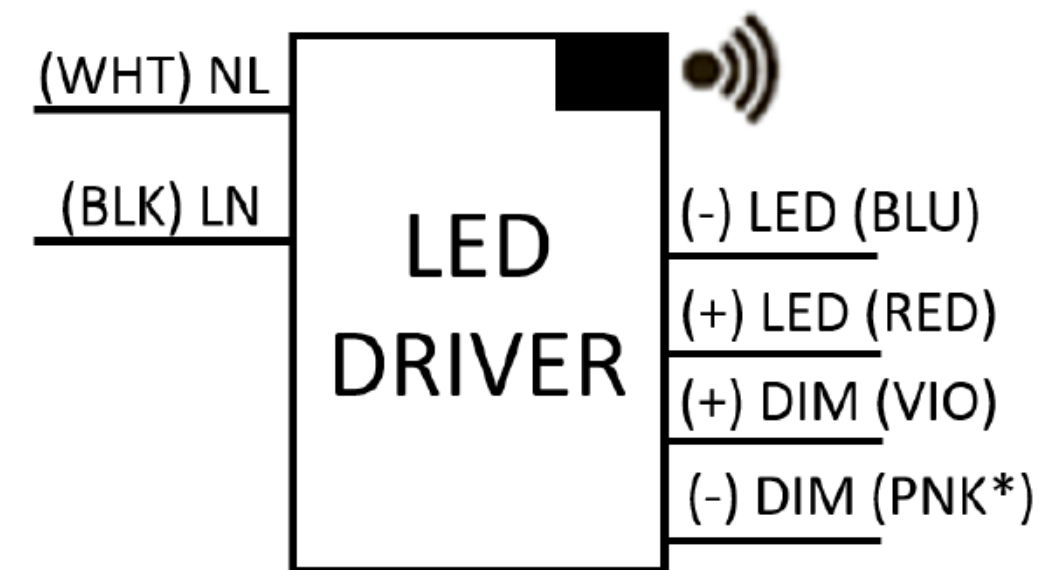


IMAGE 1

Wiring Diagram:



Driver case must be grounded

* **Note:** The Gray has been changed to Pink for the negative 0-10V dimming control lead.

PENDENT FEED J-BOX MOUNT KIT:

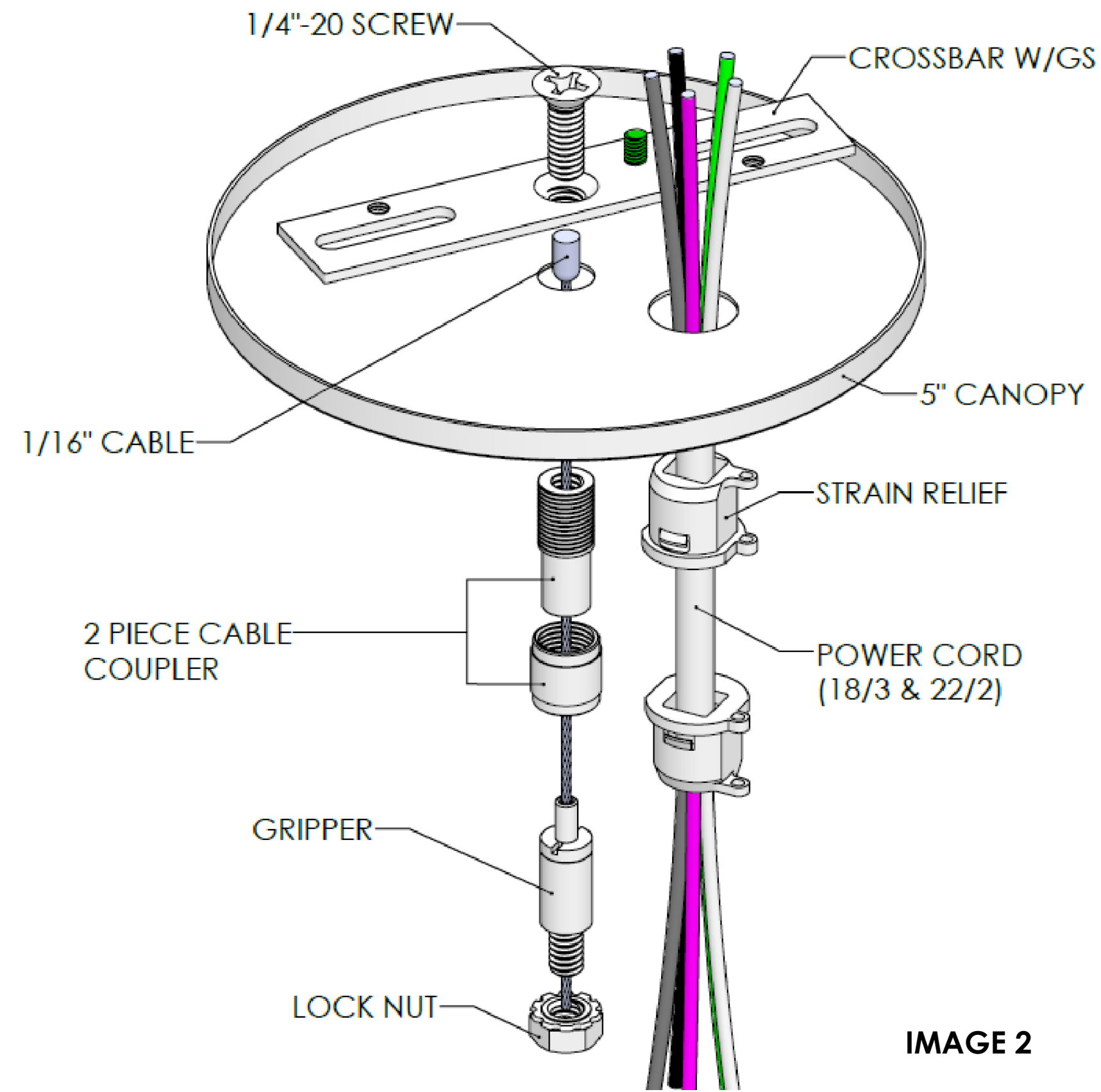


IMAGE 2

PENDENT MOUNT KIT:

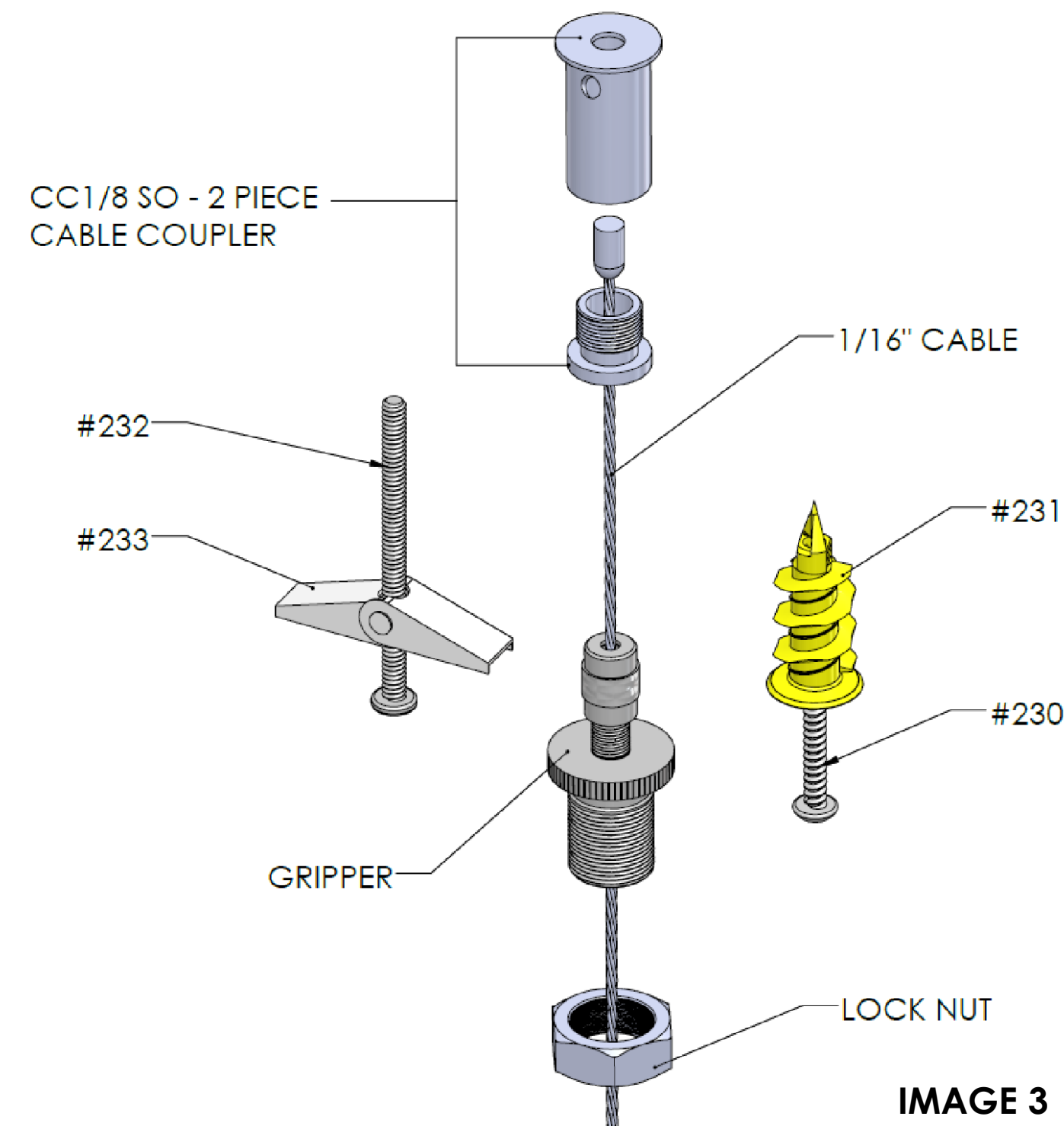


IMAGE 3

1. THREAD SUSPENSION CABLE THROUGH CABLE COUPLER (IMAGE 2 AND 3).
2. THREAD AIRCRAFT CABLE THROUGH CANOPY ASSEMBLY (IMAGE 2).
3. THREAD POWER FEED THROUGH CANOPY (IMAGE 2)
4. CONNECT POWER FEED TO POWER SOURCE (IMAGE 2)
5. PLACE BRACKET INTO JUNCTION BOX (IMAGE 2).
6. SCREW BRACKET INTO JUNCTION BOX (IMAGE 2).
7. INSTALL COVER PLATE ONTO BRACKET VIA SPRINGS (IMAGE 2).
8. MARK MOUNTING POSITIONS FOR SUSPENSION CABLES.
9. DRILL A 7/16" HOLE FOR TOGGLE ANCHOR (#233)
10. ASSEMBLE GRIPPER AND HANGING BRACKET (IMAGE 1).
11. REMOVE END CAPS.
12. SLIDE HANGING BRACKET INTO TOP OF FIXTURE AND SECURE WITH 4 6-32 SCREWS (IMAGE 1)
13. REPLACE END CAPS.
14. INSERT SUSPENSION CABLE INTO GRIPPERS AND ADJUST LENGTH.
15. TEST THE CHANNEL GROUNDING
16. INSTALLATION COMPLETE.

SAFETY WARNING
THE INSTALLER IS RESPONSIBLE FOR PROPER INSTALLATION.
THE TRACK SYSTEM MUST BE INSTALLED BY LICENSED
ELECTRICIAN IN ACCORDANCE WITH THE NATIONAL
ELECTRIC CODE AND RELEVANT CODES.

ALERTE DE SÉCURITÉ
L'INSTALLATEUR EST RESPONSABLE D'UNE INSTALLATION APPROPRIÉE.
LE SYSTÈME DE CHENILLES DOIT ÊTRE INSTALLÉ PAR UNE LICENCE
ÉLECTRICIEN CONFORME AU NATIONAL
CODE ÉLECTRIQUE ET CODES PERTINENTS.



PROPRIETARY AND CONFIDENTIAL
THE INFORMATION CONTAINED IN THIS DRAWING IS THE SOLE PROPERTY OF ELECTRIX LLC. ANY REPRODUCTION IN PART OR AS A WHOLE WITHOUT THE WRITTEN PERMISSION OF ELECTRIX LLC IS PROHIBITED.

UNLESS OTHERWISE SPECIFIED:	NAME	DATE
DIMENSIONS ARE IN INCHES	RAF	4/30/19
TOLERANCES:	AAA	4/30/19
FRACTIONAL ± 1/64		
ANGULAR: MATCH 1/2 BEND ±		
TWO PLACE DECIMAL ± .03		
THREE PLACE DECIMAL ± .002		
INTERPRET GEOMETRIC TOLERANCING PER:	G.A.	
MATERIAL	COMMENTS:	
N/A		
FINISH		
N/A		
APPLICATION	DO NOT SCALE DRAWING	

electrix 45 SPRING STREET, NEW HAVEN CT 06519 PH: (203) 776-5577 FAX: (203) 624-7545	
TITLE:	SLOT PENDENT INSTALLATION DIRECTIONS
SIZE:	D
DWG. NO.:	SUB43019-01
REV:	01
SCALE:	1:15 WEIGHT: SHEET 1 OF 1